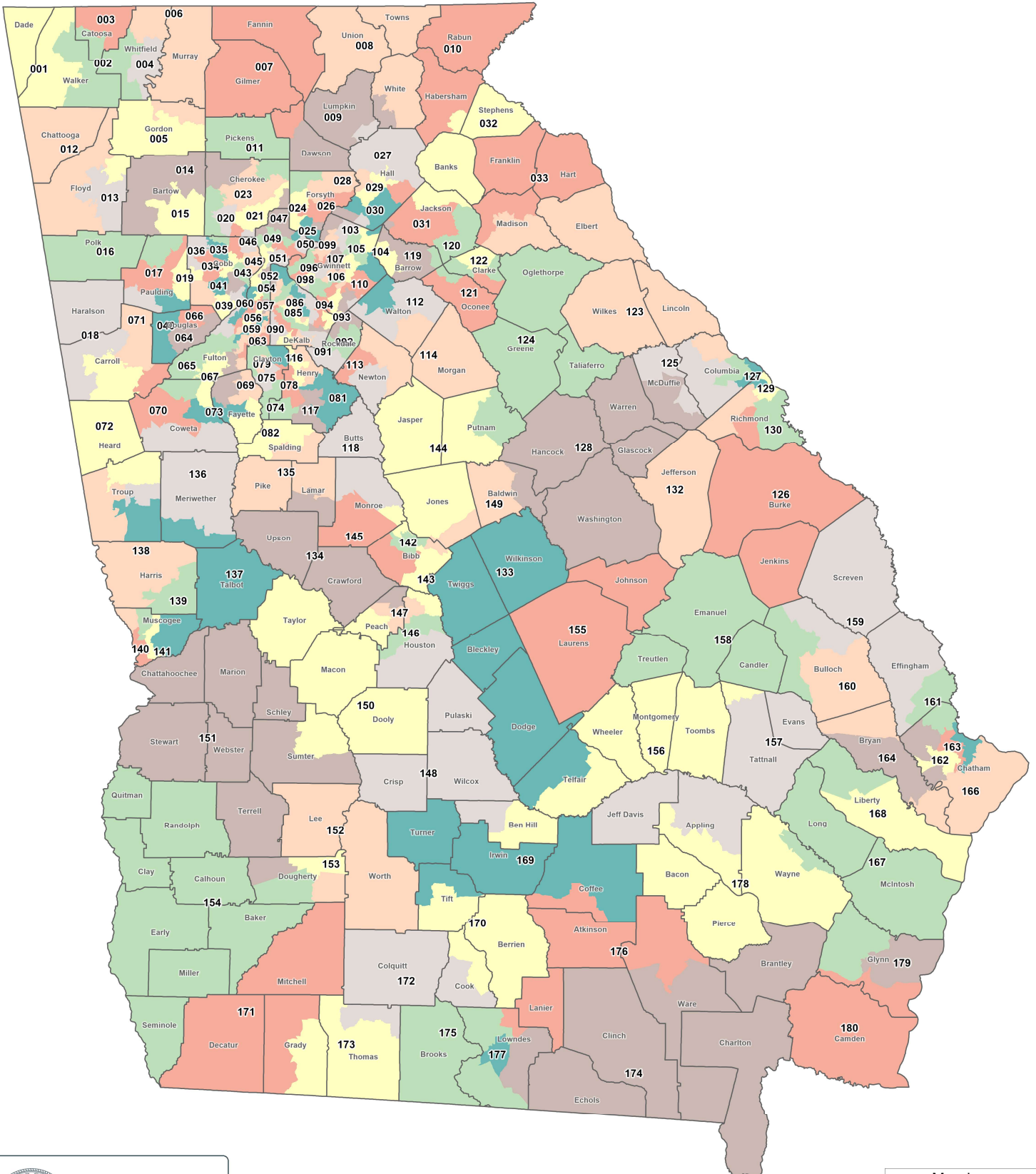



Georgia House Districts- 2023


Client: State
Plan: House-2023
Type: House



 **Legislative and Congressional Reapportionment Office**
Georgia General Assembly
Suite 407 Coverdell Legislative Office Bldg.

©2021 CALIPER

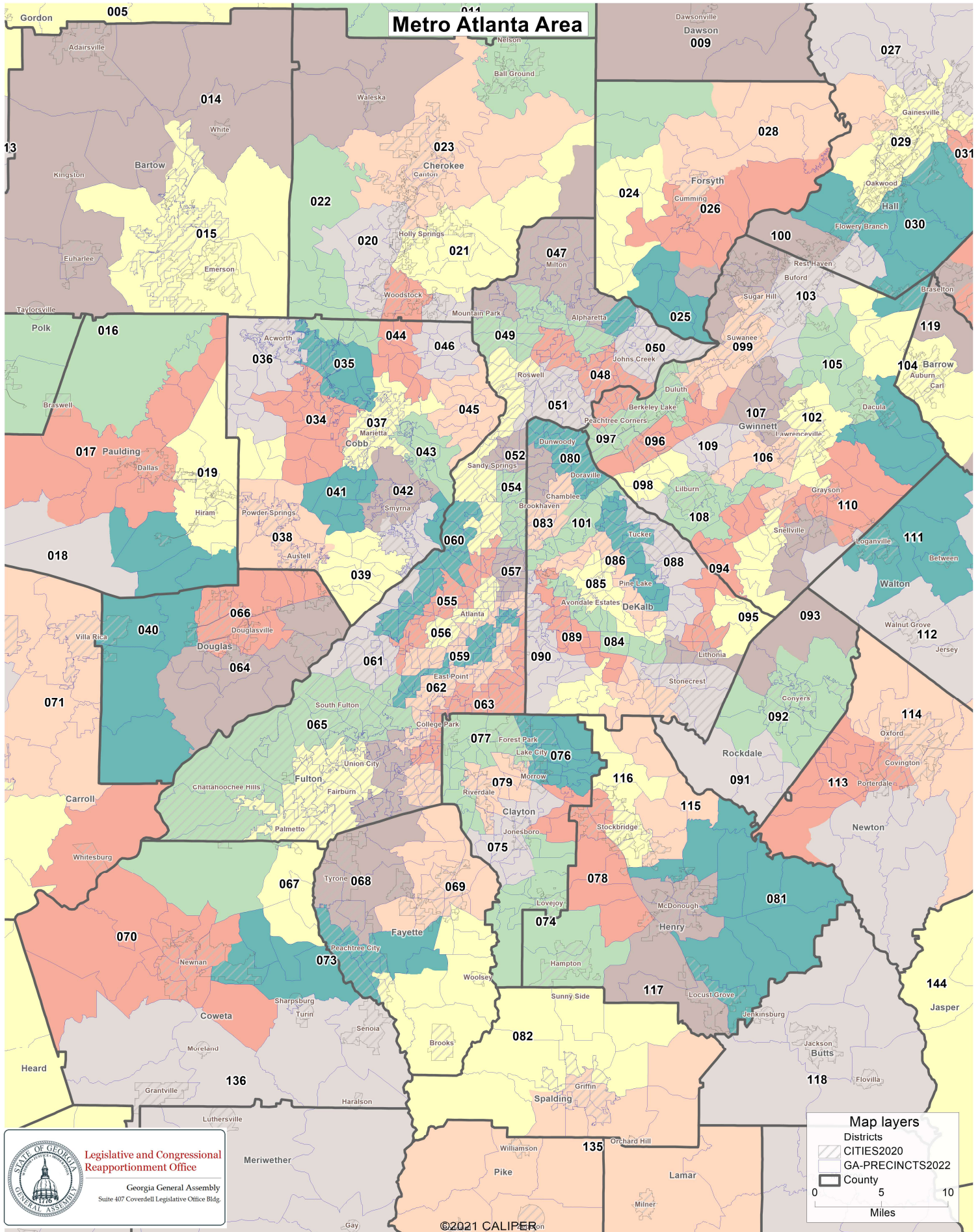
Map layers
Districts
County



Miles

Georgia House Districts- 2023

Client: State
Plan: House-2023
Type: House



Metro Atlanta Area



Legislative and Congressional Reapportionment Office
Georgia General Assembly
Suite 407 Coverdell Legislative Office Bldg.

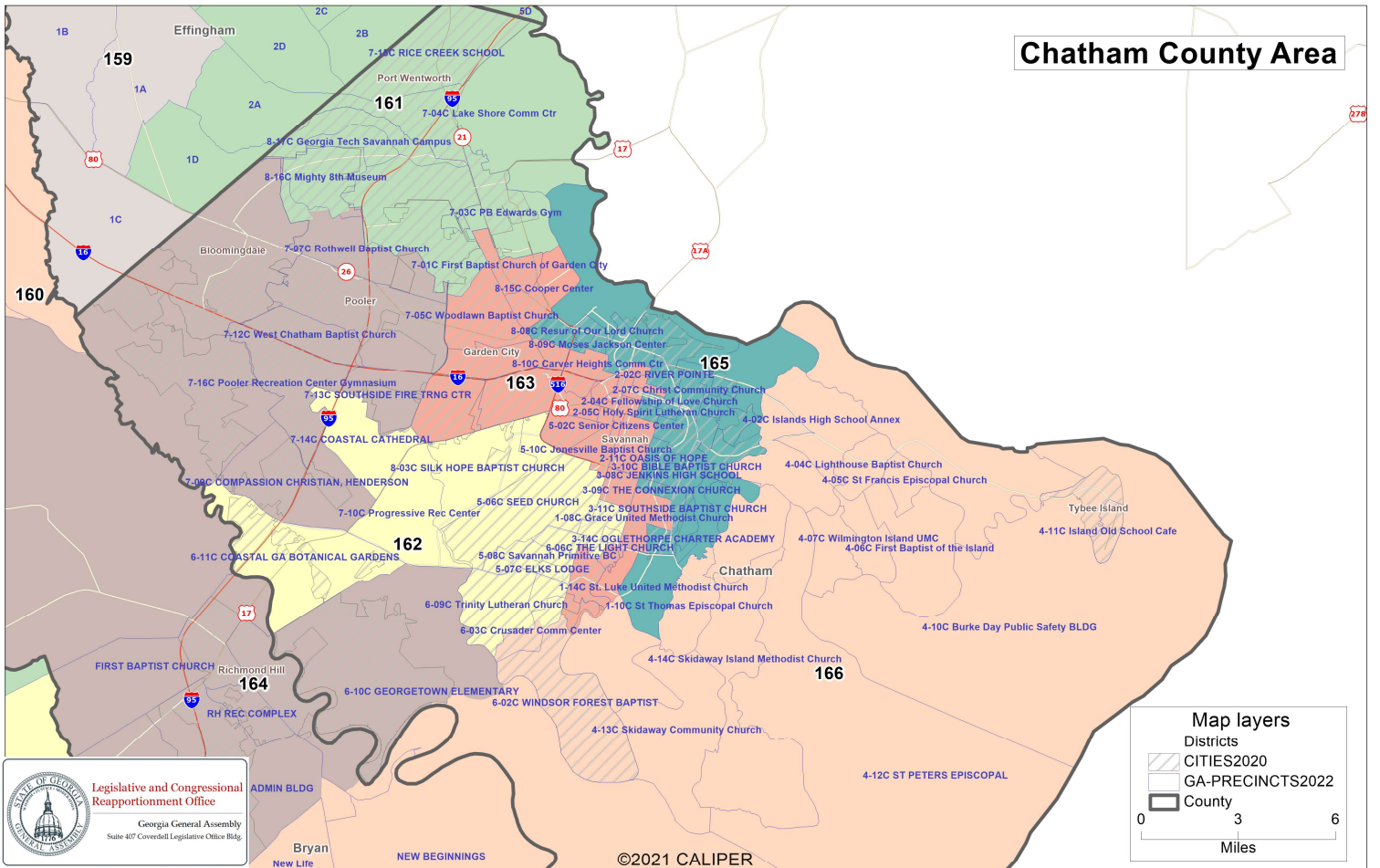
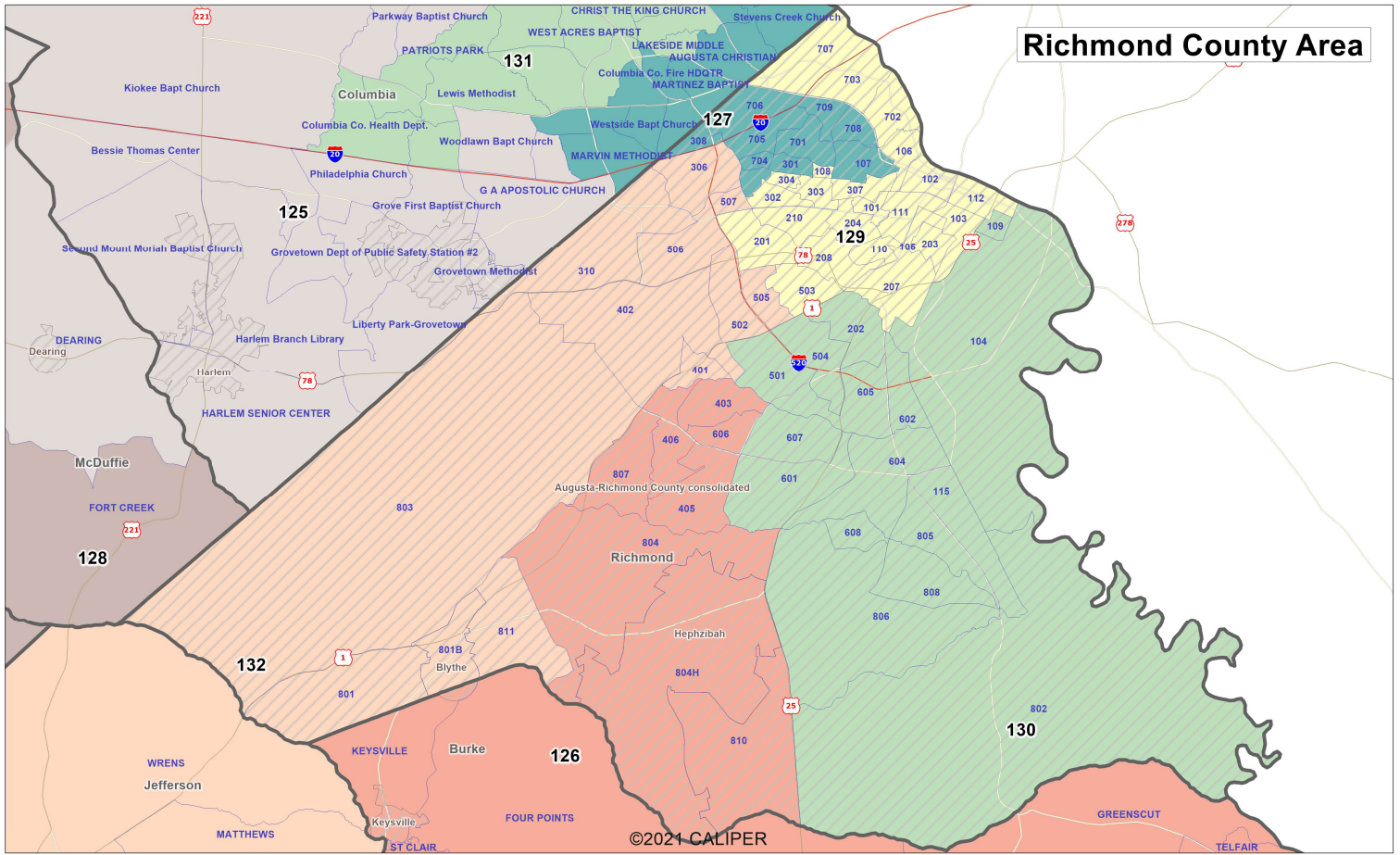
Map layers

- Districts
- CITIES2020
- GA-PRECINCTS2022
- County

0 5 10
Miles

Georgia House Districts- 2023

Client: State
Plan: House-2023
Type: House



Legislative and Congressional Reapportionment Office
Georgia General Assembly
Suite 407 Coverdell Legislative Office Bldg

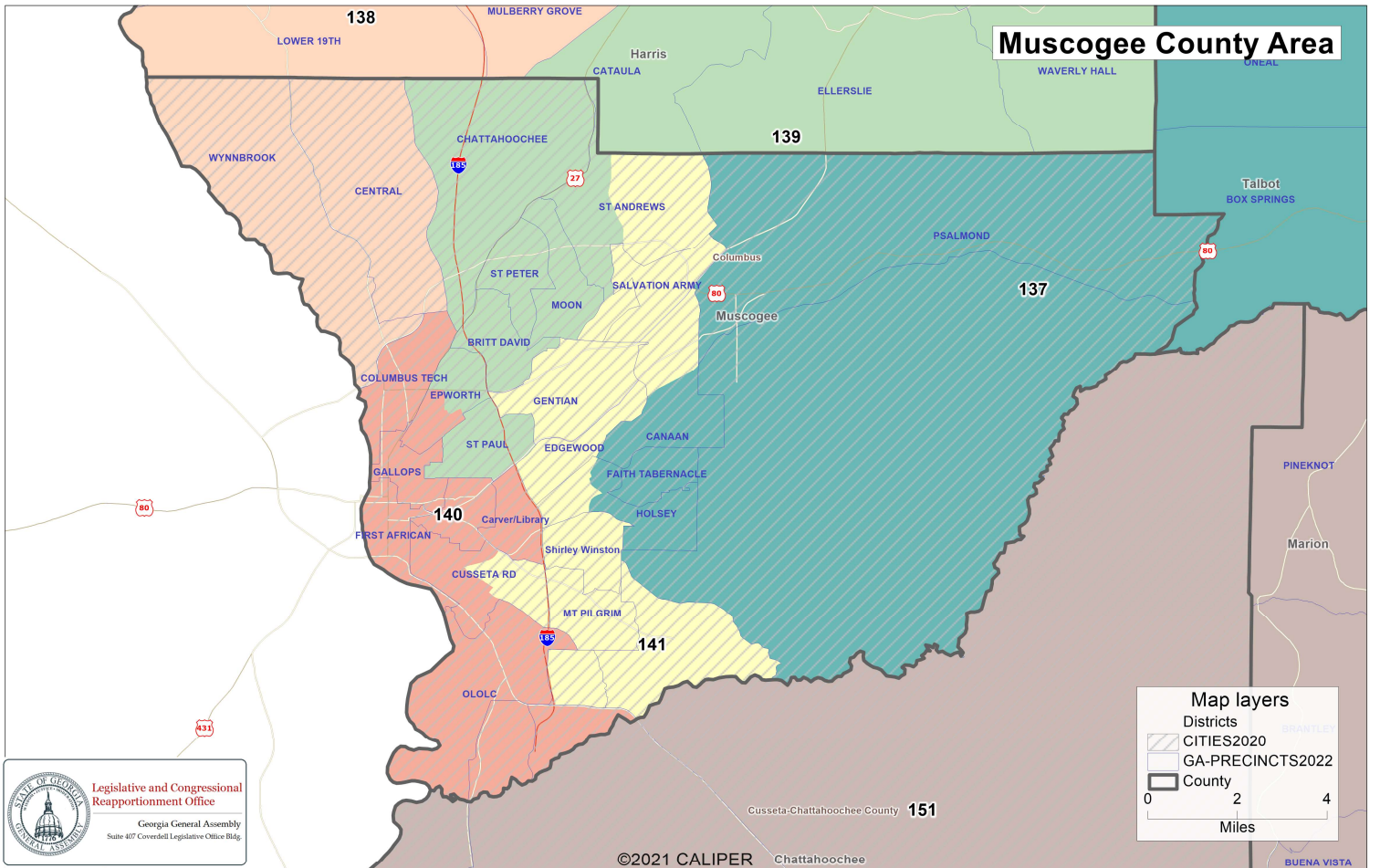
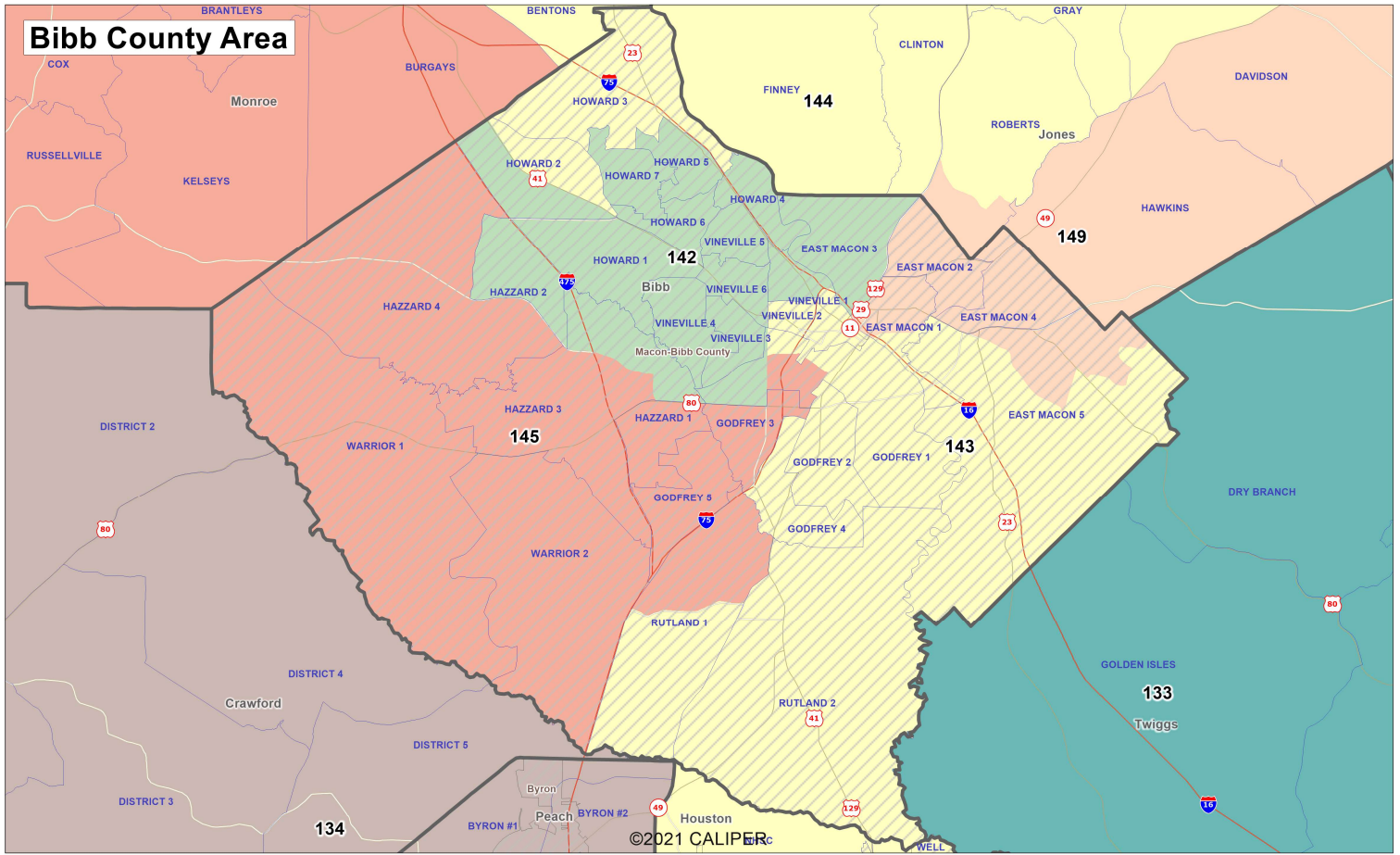
Map layers

- Districts
- CITIES2020
- GA-PRECINCTS2022
- County

0 3 6
Miles

Georgia House Districts- 2023

Client: State
Plan: House-2023
Type: House




Legislative and Congressional Reapportionment Office
 Georgia General Assembly
 Suite 407 Covered Legislative Office Bldg.

Map layers

- Districts
- CITIES2020
- GA-PRECINCTS2022
- County

0 2 4 Miles

Population Summary

District	Population	Deviation	% Devn.	[18+_Pop]	[% 18+_Pop]	[% NH_Wht]	[% NH_Blkl]	[% Hispanic Origin]	[% NH_Asn]	[% NH_Ind]	[% NH_Hwn]	[% NH_Oth]	[% NH_2+ Races]
001	59,666	155	0.26%	46,801	78.44%	87.88%	3.9%	2.59%	0.53%	0.31%	0.04%	0.3%	5.67%
002	59,773	262	0.44%	46,159	77.22%	83.24%	2.56%	9.09%	1.1%	0.18%	0.02%	0.26%	4.6%
003	60,199	688	1.16%	46,716	77.6%	86.9%	2.82%	3.6%	1.63%	0.27%	0.14%	0.18%	5.75%
004	59,070	-441	-0.74%	42,798	72.45%	42.01%	4.17%	50.07%	1.23%	0.17%	0.02%	0.28%	2.82%
005	58,837	-674	-1.13%	44,623	75.84%	75.46%	3.76%	15.29%	1.24%	0.2%	0.02%	0.22%	5.03%
006	59,712	201	0.34%	45,152	75.62%	80.15%	1.01%	14.51%	0.51%	0.2%	0.01%	0.2%	4.5%
007	59,081	-430	-0.72%	48,771	82.55%	87.97%	0.37%	7.43%	0.45%	0.26%	0.01%	0.24%	3.96%
008	59,244	-267	-0.45%	49,612	83.74%	90.8%	1.13%	3.21%	0.54%	0.3%	0.01%	0.34%	4.39%
009	59,474	-37	-0.06%	48,273	81.17%	87.78%	1.01%	5.49%	0.79%	0.37%	0.06%	0.36%	5.11%
010	59,519	8	0.01%	47,164	79.24%	78.61%	2.97%	13.11%	1.51%	0.17%	0.06%	0.24%	4.2%
011	58,792	-719	-1.21%	45,396	77.21%	87.43%	1.55%	5.33%	1.15%	0.22%	0.02%	0.3%	5.18%
012	59,300	-211	-0.35%	46,487	78.39%	78.45%	8.61%	7.68%	1.01%	0.16%	0.01%	0.42%	4.69%
013	59,150	-361	-0.61%	45,176	76.38%	62.24%	18.71%	13.52%	1.29%	0.22%	0.03%	0.33%	4.77%
014	59,135	-376	-0.63%	45,511	76.96%	81.38%	5.86%	7.04%	0.77%	0.21%	0.03%	0.34%	5.66%
015	59,213	-298	-0.50%	45,791	77.33%	68.38%	13.61%	11.74%	1.3%	0.25%	0.04%	0.49%	5.42%
016	59,402	-109	-0.18%	44,009	74.09%	72.9%	11.15%	10.95%	0.76%	0.22%	0.05%	0.43%	4.78%
017	59,120	-391	-0.66%	42,761	72.33%	63.28%	22.06%	7.9%	1.33%	0.23%	0.07%	0.64%	6.21%
018	59,335	-176	-0.30%	45,159	76.11%	84.78%	7.11%	2.93%	0.59%	0.23%	0.04%	0.35%	5.22%
019	59,752	241	0.40%	44,754	74.9%	59.73%	25.38%	7.91%	1.57%	0.22%	0.08%	0.67%	5.93%
020	60,107	596	1.00%	45,725	76.07%	73.93%	8.13%	10.6%	1.97%	0.16%	0.04%	0.63%	5.97%
021	59,529	18	0.03%	44,931	75.48%	80.04%	4.29%	8.54%	1.84%	0.19%	0.04%	0.66%	5.83%
022	59,460	-51	-0.09%	45,815	77.05%	62.53%	13.94%	13.26%	3.86%	0.2%	0.03%	0.81%	6.97%
023	59,048	-463	-0.78%	44,254	74.95%	71.47%	5.64%	17.19%	1.06%	0.22%	0.04%	0.36%	5.35%
024	59,011	-500	-0.84%	41,814	70.86%	60.13%	6%	11.36%	17.65%	0.21%	0.04%	0.62%	5.62%
025	59,414	-97	-0.16%	42,520	71.57%	51.99%	5%	5.42%	33.55%	0.15%	0.03%	0.51%	4.7%
026	59,248	-263	-0.44%	44,081	74.4%	63.48%	3.29%	12.07%	16.8%	0.18%	0.04%	0.5%	4.9%
027	58,795	-716	-1.20%	46,004	78.24%	79.69%	3.22%	11.82%	0.82%	0.19%	0.04%	0.3%	5%
028	58,972	-539	-0.91%	44,444	75.36%	76.5%	3.39%	13.59%	2.06%	0.16%	0.03%	0.4%	5.13%
029	59,200	-311	-0.52%	43,131	72.86%	36.05%	12.13%	46.28%	2.72%	0.12%	0.06%	0.41%	3.06%
030	59,266	-245	-0.41%	45,414	76.63%	67.03%	7.37%	18.78%	3.04%	0.15%	0.03%	0.34%	4.26%
031	59,901	390	0.66%	43,120	71.99%	65.57%	6.64%	21.63%	2.27%	0.19%	0.02%	0.37%	4.59%
032	59,145	-366	-0.62%	45,942	77.68%	80.8%	7.24%	6.03%	1.26%	0.29%	0.05%	0.25%	5.26%
033	59,187	-324	-0.54%	46,498	78.56%	79.94%	10.97%	4.08%	1.2%	0.15%	0.01%	0.36%	4.19%
034	58,947	-564	-0.95%	44,933	76.23%	65.67%	16.18%	8.47%	4.35%	0.11%	0.03%	0.7%	5.89%
035	59,689	178	0.30%	48,436	81.15%	46.08%	29.39%	12.14%	5.79%	0.2%	0.04%	1.11%	6.46%
036	59,898	387	0.65%	45,316	75.66%	66.72%	14.67%	9.61%	3.49%	0.17%	0.04%	0.69%	6.09%
037	58,927	-584	-0.98%	46,057	78.16%	44.33%	22.71%	22.5%	5.45%	0.21%	0.06%	0.87%	4.96%
038	59,317	-194	-0.33%	44,839	75.59%	25.93%	52.72%	14.72%	1.77%	0.22%	0.07%	0.7%	5.13%
039	59,381	-130	-0.22%	44,436	74.83%	20.6%	52.08%	21.79%	1.5%	0.14%	0.03%	0.65%	4.28%

Population Summary

District	Population	Deviation	% Devn.	[18+_Pop]	[% 18+_Pop]	[% NH_Wht]	[% NH_Blkl]	[% Hispanic Origin]	[% NH_Asn]	[% NH_Ind]	[% NH_Hwn]	[% NH_Oth]	[% NH_2+ Races]
040	60,184	673	1.13%	45,134	74.99%	60.16%	25.13%	8%	1.12%	0.25%	0.04%	0.7%	6.16%
041	60,122	611	1.03%	45,271	75.3%	23.42%	36.44%	33.22%	2.81%	0.18%	0.05%	0.86%	4.01%
042	59,017	-494	-0.83%	46,520	78.82%	39.33%	28.51%	21.47%	5.43%	0.21%	0.03%	0.79%	5.35%
043	59,626	115	0.19%	48,172	80.79%	41.11%	28.2%	13.47%	7.96%	0.21%	0.06%	2.71%	7.76%
044	60,002	491	0.83%	46,773	77.95%	64.71%	10.98%	11.99%	5.71%	0.18%	0.02%	1.17%	6.72%
045	59,738	227	0.38%	44,023	73.69%	72.29%	4.14%	5.5%	12.94%	0.07%	0.02%	0.67%	5.94%
046	59,108	-403	-0.68%	44,132	74.66%	72.43%	6.76%	8.24%	6.93%	0.12%	0.04%	0.82%	6.24%
047	59,126	-385	-0.65%	43,932	74.3%	61.71%	9.44%	7.83%	15.91%	0.2%	0.03%	0.7%	5.62%
048	59,003	-508	-0.85%	44,779	75.89%	59.05%	10.16%	14.1%	11.77%	0.08%	0.05%	0.64%	5.49%
049	59,153	-358	-0.60%	45,263	76.52%	68.94%	7.2%	7.56%	11.41%	0.1%	0.02%	0.68%	5.34%
050	59,523	12	0.02%	43,940	73.82%	41.55%	11.04%	7.06%	35.46%	0.09%	0.04%	0.66%	5.56%
051	58,952	-559	-0.94%	47,262	80.17%	51.02%	21.93%	15.47%	5.83%	0.17%	0.04%	1.03%	5.63%
052	59,811	300	0.50%	48,525	81.13%	53.81%	13.71%	7.98%	19.72%	0.14%	0.06%	0.72%	4.76%
053	59,953	442	0.74%	46,944	78.3%	70.3%	12.31%	8.2%	4.46%	0.1%	0.02%	0.63%	5.08%
054	60,083	572	0.96%	50,338	83.78%	61.03%	12.98%	15.17%	6.51%	0.14%	0.03%	0.57%	4.25%
055	59,115	-396	-0.67%	48,584	82.19%	33.22%	55.39%	5.01%	2.68%	0.18%	0.03%	0.41%	3.76%
056	59,783	272	0.46%	53,358	89.25%	31.46%	49.94%	5.62%	8.51%	0.17%	0.08%	0.45%	4.21%
057	58,961	-550	-0.92%	51,824	87.9%	62.15%	15.54%	8.66%	8.42%	0.1%	0.03%	0.62%	5.1%
058	58,788	-723	-1.21%	50,073	85.18%	29.83%	57.64%	5.57%	2.93%	0.16%	0.01%	0.53%	3.91%
059	59,434	-77	-0.13%	49,179	82.75%	19.37%	69.55%	4.45%	2.52%	0.16%	0.02%	0.56%	4.06%
060	59,560	49	0.08%	46,156	77.49%	35.19%	51.55%	6.53%	2.82%	0.15%	0.06%	0.44%	4.19%
061	59,161	-350	-0.59%	47,510	80.31%	30.21%	53.86%	5.03%	6.36%	0.17%	0.02%	0.66%	4.58%
062	59,450	-61	-0.10%	46,426	78.09%	17.17%	70.09%	7.61%	1.13%	0.21%	0.04%	0.53%	4.12%
063	59,381	-130	-0.22%	45,043	75.85%	16.74%	68%	10.42%	1.32%	0.21%	0.03%	0.51%	3.66%
064	59,608	97	0.16%	44,900	75.33%	33.02%	50.97%	9.21%	1.79%	0.18%	0.04%	0.76%	5.35%
065	59,129	-382	-0.64%	44,495	75.25%	23.03%	69%	3.54%	0.74%	0.14%	0.03%	0.51%	3.99%
066	60,306	795	1.34%	45,228	75%	27.26%	52.53%	14.01%	1.33%	0.26%	0.11%	0.68%	5.09%
067	59,135	-376	-0.63%	44,299	74.91%	29.09%	57.14%	8.71%	1.29%	0.18%	0.03%	0.5%	4.08%
068	59,477	-34	-0.06%	44,835	75.38%	31.15%	54.67%	7.3%	2.79%	0.16%	0.04%	0.7%	4.23%
069	58,682	-829	-1.39%	45,548	77.62%	24.1%	61.87%	6.47%	3.04%	0.17%	0.04%	0.89%	4.4%
070	59,121	-390	-0.66%	45,249	76.54%	56.51%	27.61%	9.08%	2.17%	0.2%	0.05%	0.47%	5.1%
071	59,538	27	0.05%	44,582	74.88%	67.15%	18.89%	7.44%	0.96%	0.25%	0.02%	0.51%	6.39%
072	59,660	149	0.25%	46,229	77.49%	67.26%	19.34%	8.16%	0.96%	0.2%	0.02%	0.3%	4.83%
073	60,036	525	0.88%	45,736	76.18%	69.92%	11.27%	7.96%	5.88%	0.15%	0.03%	0.52%	5.6%
074	59,120	-391	-0.66%	44,044	74.5%	20.91%	64.28%	8.85%	1.88%	0.19%	0.03%	0.62%	4.36%
075	59,743	232	0.39%	43,850	73.4%	9.24%	71.27%	12.97%	2.66%	0.19%	0.06%	0.71%	3.95%
076	59,759	248	0.42%	44,371	74.25%	8.61%	64.24%	15.61%	8.11%	0.19%	0.04%	0.57%	3.55%
077	59,242	-269	-0.45%	44,207	74.62%	6.22%	72.49%	14.22%	4.03%	0.22%	0.06%	0.5%	3.04%
078	59,734	223	0.37%	45,718	76.54%	21.3%	57.21%	10.48%	6.57%	0.21%	0.05%	0.71%	4.55%
079	59,500	-11	-0.02%	43,223	72.64%	5.69%	68.19%	18.11%	4.87%	0.21%	0.01%	0.57%	3.22%
080	59,461	-50	-0.08%	44,784	75.32%	45.02%	11.65%	26.17%	13.02%	0.08%	0.04%	0.63%	4.5%
081	58,919	-592	-0.99%	43,235	73.38%	63.13%	24.4%	5.77%	1.71%	0.18%	0.03%	0.56%	5.76%
082	59,789	278	0.47%	46,252	77.36%	62.38%	25.52%	5.76%	1.87%	0.22%	0.03%	0.45%	4.88%
083	59,416	-95	-0.16%	46,581	78.4%	44.13%	12.06%	33.75%	6.29%	0.1%	0.02%	0.61%	3.87%

Population Summary

District	Population	Deviation	% Devn.	[18+_Pop]	[% 18+_Pop]	[% NH_Wht]	[% NH_Blkl]	[% Hispanic Origin]	[% NH_Asn]	[% NH_Ind]	[% NH_Hwn]	[% NH_Oth]	[% NH_2+ Races]
084	58,801	-710	-1.19%	46,355	78.83%	33.58%	53.22%	4.59%	3.76%	0.15%	0.03%	0.58%	5.19%
085	59,591	80	0.13%	46,239	77.59%	25.18%	49.43%	6.64%	13.95%	0.27%	0.02%	0.65%	4.98%
086	59,153	-358	-0.60%	45,107	76.25%	26.13%	53.45%	5.3%	10.63%	0.12%	0.03%	0.77%	4.69%
087	59,684	173	0.29%	46,046	77.15%	24.23%	51.81%	11.19%	8.4%	0.19%	0.02%	0.64%	4.57%
088	59,689	178	0.30%	46,073	77.19%	15.98%	60.71%	11.46%	7.49%	0.23%	0.06%	0.68%	4.39%
089	60,231	720	1.21%	48,361	80.29%	33.53%	53.85%	3.97%	3.96%	0.15%	0.04%	0.5%	4.98%
090	59,856	345	0.58%	48,477	80.99%	38.35%	50.05%	5.02%	2.07%	0.12%	0.03%	0.56%	4.7%
091	59,976	465	0.78%	46,174	76.99%	17.46%	73.28%	4.25%	0.97%	0.14%	0.02%	0.64%	4.21%
092	60,150	639	1.07%	45,550	75.73%	19.45%	66.81%	7.88%	1.67%	0.2%	0.1%	0.58%	4.38%
093	60,290	779	1.31%	45,092	74.79%	18.77%	62.38%	12.66%	1.92%	0.14%	0.02%	0.72%	4.53%
094	60,192	681	1.14%	45,155	75.02%	22.32%	54.63%	8.93%	9.59%	0.17%	0.02%	0.66%	4.91%
095	58,992	-519	-0.87%	43,421	73.6%	16.37%	63.95%	11.41%	3.58%	0.18%	0.05%	0.73%	5.08%
096	59,515	4	0.01%	44,671	75.06%	17.47%	20.71%	40.49%	17.64%	0.15%	0.06%	0.72%	3.68%
097	59,072	-439	-0.74%	46,339	78.44%	33.19%	25.12%	21.86%	15%	0.19%	0.05%	0.68%	5%
098	59,998	487	0.82%	42,734	71.23%	9.69%	19.56%	57.42%	10.69%	0.13%	0.05%	0.6%	2.61%
099	59,850	339	0.57%	45,004	75.19%	39.77%	13.49%	9.52%	32.49%	0.15%	0.04%	0.56%	5.29%
100	60,030	519	0.87%	42,669	71.08%	55.88%	9.01%	10.85%	19.49%	0.18%	0.05%	0.53%	5.64%
101	59,240	-271	-0.46%	47,353	79.93%	46.13%	17.92%	23%	8.5%	0.16%	0.02%	0.66%	4.53%
102	60,038	527	0.89%	44,409	73.97%	26.6%	38.73%	23.27%	7.01%	0.19%	0.03%	0.7%	4.7%
103	60,197	686	1.15%	44,399	73.76%	49.51%	15.16%	19.06%	11.68%	0.13%	0.04%	0.61%	5.16%
104	59,362	-149	-0.25%	43,306	72.95%	60.44%	15.61%	12.64%	6.32%	0.16%	0.04%	0.6%	5.75%
105	59,395	-116	-0.19%	43,980	74.05%	43.4%	22.33%	17.08%	12.47%	0.11%	0.01%	0.66%	5.33%
106	59,981	470	0.79%	44,518	74.22%	26.66%	25.45%	27.75%	16.44%	0.15%	0.04%	0.59%	3.94%
107	60,033	522	0.88%	46,162	76.89%	30.41%	23.26%	23.86%	17.95%	0.18%	0.05%	0.67%	4.7%
108	58,942	-569	-0.96%	44,123	74.86%	41.48%	16.47%	20.49%	17.04%	0.18%	0.02%	0.64%	4.91%
109	59,697	186	0.31%	44,206	74.05%	12.04%	29.5%	42.46%	12.62%	0.16%	0.03%	0.66%	3.41%
110	60,278	767	1.29%	43,324	71.87%	34.09%	42.68%	13.04%	4.85%	0.18%	0.05%	0.86%	5.9%
111	59,900	389	0.65%	43,967	73.4%	59.45%	23.1%	10.26%	2.49%	0.18%	0.04%	0.66%	5.2%
112	60,167	656	1.10%	45,446	75.53%	64.07%	24.15%	5.73%	1.5%	0.19%	0.06%	0.63%	4.85%
113	59,413	-98	-0.16%	44,248	74.48%	27.04%	59.61%	7.42%	1.02%	0.18%	0.14%	0.74%	5.18%
114	59,401	-110	-0.18%	45,971	77.39%	67.82%	23.48%	4.08%	0.82%	0.15%	0.03%	0.43%	4.13%
115	59,381	-130	-0.22%	46,468	78.25%	16.54%	72.48%	4.75%	1.84%	0.14%	0.02%	0.81%	4.37%
116	59,777	266	0.45%	45,550	76.2%	15.62%	71.99%	5.74%	2.74%	0.19%	0.06%	0.59%	4.04%
117	59,533	22	0.04%	43,634	73.29%	23.76%	61.03%	8.42%	2%	0.15%	0.08%	0.73%	5.24%
118	59,901	390	0.66%	46,298	77.29%	62.66%	28.32%	4.06%	0.5%	0.16%	0.05%	0.57%	4.76%
119	58,947	-564	-0.95%	44,005	74.65%	66.88%	12.47%	12.17%	3.83%	0.16%	0.02%	0.58%	5.21%
120	58,982	-529	-0.89%	46,767	79.29%	69.85%	13.48%	8.42%	4.05%	0.15%	0.05%	0.5%	4.41%
121	59,127	-384	-0.65%	46,598	78.81%	75.06%	8.66%	6.27%	5.64%	0.11%	0%	0.53%	4.74%
122	59,632	121	0.20%	48,840	81.9%	49.13%	30.63%	13.78%	2.13%	0.28%	0.06%	0.86%	3.82%
123	59,282	-229	-0.38%	46,572	78.56%	65.88%	23.82%	5.33%	1.14%	0.17%	0.02%	0.26%	4.31%
124	59,221	-290	-0.49%	47,638	80.44%	61.53%	26.06%	7.57%	1.14%	0.19%	0.02%	0.37%	3.88%
125	60,137	626	1.05%	43,812	72.85%	60%	21.67%	8.93%	2.4%	0.29%	0.19%	0.52%	8.22%
126	59,260	-251	-0.42%	45,497	76.78%	37.81%	53.88%	3.63%	0.76%	0.27%	0.15%	0.37%	4.08%
127	58,678	-833	-1.40%	45,889	78.2%	65.92%	17.12%	5.58%	5.63%	0.18%	0.18%	0.51%	6.23%

District	Population	Deviation	% Devn.	[18+_Pop]	[% 18+_Pop]	[% NH_Wht]	[% NH_Blkl]	[% Hispanic Origin]	[% NH_Asn]	[% NH_Ind]	[% NH_Hwn]	[% NH_Oth]	[% NH_2+ Races]
128	58,864	-647	-1.09%	46,488	78.98%	44.14%	51%	1.91%	0.36%	0.19%	0.03%	0.17%	2.81%
129	58,829	-682	-1.15%	46,873	79.68%	33.83%	54.95%	4.74%	2.1%	0.21%	0.14%	0.43%	4.52%
130	59,203	-308	-0.52%	44,019	74.35%	30.19%	60.27%	4.33%	0.79%	0.24%	0.16%	0.42%	4.84%
131	58,890	-621	-1.04%	42,968	72.96%	65.57%	15.99%	7.07%	4.92%	0.19%	0.14%	0.61%	7.55%
132	59,142	-369	-0.62%	46,752	79.05%	33.1%	51.88%	7.91%	2.38%	0.26%	0.19%	0.37%	4.95%
133	58,893	-618	-1.04%	46,821	79.5%	60.01%	31.14%	5.61%	0.57%	0.17%	0.03%	0.2%	2.86%
134	59,575	64	0.11%	47,005	78.9%	65.16%	27.07%	3.11%	0.6%	0.25%	0.02%	0.38%	4.33%
135	59,870	359	0.60%	45,706	76.34%	68.94%	23.22%	3.27%	0.66%	0.17%	0.02%	0.35%	4.4%
136	59,298	-213	-0.36%	45,367	76.51%	62.16%	28%	4.4%	1.54%	0.24%	0.03%	0.42%	4.19%
137	59,551	40	0.07%	45,358	76.17%	38.1%	51.27%	5.17%	1.66%	0.12%	0.14%	0.37%	4.16%
138	58,912	-599	-1.01%	45,684	77.55%	70.29%	18.77%	4.1%	2.39%	0.25%	0.06%	0.36%	4.86%
139	59,010	-501	-0.84%	45,522	77.14%	63.55%	19.18%	7.24%	4.03%	0.25%	0.21%	0.59%	6.43%
140	59,294	-217	-0.36%	44,411	74.9%	28.76%	55.8%	9.04%	1.02%	0.27%	0.24%	0.53%	5.8%
141	59,019	-492	-0.83%	44,677	75.7%	29.41%	54.88%	7.93%	2.53%	0.24%	0.3%	0.45%	5.62%
142	59,312	-199	-0.33%	45,355	76.47%	38.73%	52.19%	3.47%	1.89%	0.18%	0.03%	0.38%	4.09%
143	59,432	-79	-0.13%	45,411	76.41%	36%	50.52%	8.04%	1.07%	0.23%	0.04%	0.35%	4.91%
144	59,307	-204	-0.34%	46,029	77.61%	70.22%	20.48%	3.96%	1.77%	0.18%	0.02%	0.28%	4%
145	58,805	-706	-1.19%	45,090	76.68%	39.37%	51.02%	4.76%	1.78%	0.15%	0.01%	0.44%	3.23%
146	60,203	692	1.16%	44,589	74.06%	59.32%	26.73%	5.66%	2.67%	0.17%	0.09%	0.45%	6.63%
147	60,375	864	1.45%	46,125	76.4%	53.61%	28.37%	7.91%	4.7%	0.23%	0.07%	0.52%	6.01%
148	59,984	473	0.79%	46,614	77.71%	58.49%	33.89%	3.66%	0.9%	0.12%	0.04%	0.28%	3.39%
149	59,715	204	0.34%	47,261	79.14%	42.45%	50.98%	2.4%	1.06%	0.15%	0.05%	0.39%	3.19%
150	59,276	-235	-0.39%	47,050	79.37%	36.16%	53.23%	7.23%	1.17%	0.17%	0.03%	0.17%	2.34%
151	60,059	548	0.92%	46,973	78.21%	45.21%	42.21%	7.51%	1.29%	0.18%	0.23%	0.25%	3.98%
152	60,134	623	1.05%	46,026	76.54%	66.12%	25.86%	2.84%	1.6%	0.21%	0.03%	0.3%	3.96%
153	59,299	-212	-0.36%	45,692	77.05%	24.38%	69.08%	2.93%	0.89%	0.13%	0.02%	0.24%	3.02%
154	59,994	483	0.81%	47,273	78.8%	39.54%	55.53%	2.1%	0.38%	0.16%	0.01%	0.2%	2.65%
155	58,759	-752	-1.26%	45,208	76.94%	57.32%	36.14%	2.62%	0.91%	0.18%	0.05%	0.26%	3.27%
156	59,444	-67	-0.11%	45,867	77.16%	58.49%	29.79%	8.27%	0.6%	0.17%	0.01%	0.25%	3.14%
157	59,957	446	0.75%	45,311	75.57%	61.81%	23.59%	11.19%	0.54%	0.16%	0.04%	0.21%	3.26%
158	59,440	-71	-0.12%	45,549	76.63%	59.27%	31.5%	5.6%	0.75%	0.18%	0.03%	0.25%	3.16%
159	59,895	384	0.65%	44,871	74.92%	67.46%	23.88%	3.65%	0.54%	0.28%	0.03%	0.34%	5.1%
160	59,935	424	0.71%	48,057	80.18%	66.84%	21.68%	5.5%	1.62%	0.24%	0.1%	0.28%	4.69%
161	60,097	586	0.98%	44,371	73.83%	57.53%	25.83%	7.89%	3.03%	0.24%	0.09%	0.5%	6.63%
162	60,308	797	1.34%	46,733	77.49%	36.7%	43.34%	10.78%	4%	0.2%	0.24%	0.54%	5.41%
163	60,123	612	1.03%	48,461	80.6%	38.48%	46.14%	8.45%	3.12%	0.19%	0.13%	0.39%	3.84%
164	60,101	590	0.99%	45,851	76.29%	57.7%	22.03%	9.95%	4.21%	0.24%	0.12%	0.68%	6.66%
165	59,978	467	0.78%	48,247	80.44%	35.1%	52.41%	5.53%	3.19%	0.22%	0.14%	0.38%	3.76%
166	60,242	731	1.23%	47,580	78.98%	82.79%	4.94%	5.19%	2.65%	0.16%	0.05%	0.4%	4.84%
167	59,493	-18	-0.03%	44,140	74.19%	62.89%	20.99%	8.81%	1.42%	0.35%	0.23%	0.5%	6.46%
168	60,147	636	1.07%	44,867	74.6%	36.24%	43.3%	11.22%	1.98%	0.31%	0.67%	0.48%	7.77%
169	59,138	-373	-0.63%	45,267	76.54%	58.36%	28.84%	9.03%	0.79%	0.15%	0.02%	0.2%	3.4%
170	60,116	605	1.02%	45,316	75.38%	60.65%	24.39%	10.43%	1.19%	0.13%	0.02%	0.28%	3.86%
171	59,237	-274	-0.46%	45,969	77.6%	51.23%	39.79%	5.73%	0.54%	0.21%	0.03%	0.21%	2.92%

Population Summary

House-2023

District	Population	Deviation	% Devn.	[18+_Pop]	[% 18+_Pop]	[% NH_Wht]	[% NH_Blkl]	[% Hispanic Origin]	[% NH_Asn]	[% NH_Ind]	[% NH_Hwn]	[% NH_Oth]	[% NH_2+ Races]
172	59,961	450	0.76%	44,756	74.64%	57.24%	23.26%	16%	0.77%	0.21%	0.03%	0.23%	3.05%
173	59,743	232	0.39%	45,292	75.81%	52.67%	36.22%	6.95%	0.79%	0.33%	0.02%	0.3%	3.59%
174	59,852	341	0.57%	45,760	76.46%	70.83%	16.91%	7.88%	0.47%	0.35%	0.04%	0.22%	4.31%
175	59,993	482	0.81%	44,704	74.52%	64.08%	23.75%	6.1%	1.78%	0.26%	0.07%	0.34%	4.88%
176	59,470	-41	-0.07%	44,991	75.65%	63.56%	21.74%	9.95%	0.91%	0.24%	0.08%	0.29%	4.27%
177	59,992	481	0.81%	46,014	76.7%	33.22%	54.7%	6.69%	1.26%	0.21%	0.07%	0.42%	4.46%
178	59,877	366	0.62%	45,638	76.22%	75.62%	14.4%	6.22%	0.52%	0.18%	0.01%	0.29%	3.62%
179	59,356	-155	-0.26%	47,156	79.45%	59.03%	28.39%	7.73%	1.06%	0.17%	0.13%	0.39%	3.92%
180	59,412	-99	-0.17%	45,362	76.35%	68.71%	16.96%	6.47%	1.56%	0.32%	0.11%	0.57%	6.94%

Total: 10,711,908

Ideal District: 59,511

Summary Statistics:

Population Range:	58,678 to 60,375
Ratio Range:	0.03
Absolute Range:	-833 to 864
Absolute Overall Range:	1,697
Relative Range:	-1.40% to 1.45%
Relative Overall Range:	2.85%
Absolute Mean Deviation:	372.39
Relative Mean Deviation:	0.63%
Standard Deviation:	433.63

Population Summary

District	Population	Deviation	% Devn.	[18+_Pop]	[% 18+_Pop]	[% NH18+_Wht]	[% NH18+_Blk]	[% H18+_Pop]	[% NH18+_Asn]	[% NH18+_Ind]	[% NH18+_Hwn]	[% NH18+_Oth]	[% NH18+_Races]
001	59,666	155	0.26%	46,801	78.44%	89.43%	3.65%	2.11%	0.57%	0.32%	0.05%	0.21%	3.65%
002	59,773	262	0.44%	46,159	77.22%	85.33%	2.64%	7.57%	1.07%	0.2%	0.02%	0.2%	2.97%
003	60,199	688	1.16%	46,716	77.6%	88.46%	2.71%	2.96%	1.56%	0.28%	0.14%	0.14%	3.77%
004	59,070	-441	-0.74%	42,798	72.45%	47.78%	4.53%	44.13%	1.28%	0.19%	0.02%	0.21%	1.86%
005	58,837	-674	-1.13%	44,623	75.84%	78.55%	3.81%	12.62%	1.26%	0.22%	0.03%	0.19%	3.31%
006	59,712	201	0.34%	45,152	75.62%	83%	1%	11.96%	0.51%	0.25%	0.02%	0.17%	3.09%
007	59,081	-430	-0.72%	48,771	82.55%	90.15%	0.34%	5.53%	0.46%	0.27%	0.01%	0.21%	3.02%
008	59,244	-267	-0.45%	49,612	83.74%	91.87%	1.12%	2.74%	0.54%	0.3%	0%	0.29%	3.13%
009	59,474	-37	-0.06%	48,273	81.17%	88.93%	1.06%	4.74%	0.83%	0.41%	0.06%	0.33%	3.64%
010	59,519	8	0.01%	47,164	79.24%	81.82%	3.19%	10.04%	1.58%	0.18%	0.03%	0.21%	2.95%
011	58,792	-719	-1.21%	45,396	77.21%	89.31%	1.43%	4.23%	1.06%	0.23%	0.03%	0.27%	3.44%
012	59,300	-211	-0.35%	46,487	78.39%	80.42%	8.94%	6.15%	1.01%	0.18%	0%	0.33%	2.97%
013	59,150	-361	-0.61%	45,176	76.38%	66.3%	18.03%	10.84%	1.36%	0.22%	0.02%	0.26%	2.97%
014	59,135	-376	-0.63%	45,511	76.96%	83.02%	6.06%	5.88%	0.8%	0.25%	0.02%	0.31%	3.65%
015	59,213	-298	-0.50%	45,791	77.33%	71.9%	13.11%	9.67%	1.36%	0.27%	0.03%	0.36%	3.3%
016	59,402	-109	-0.18%	44,009	74.09%	76.42%	10.83%	8.61%	0.79%	0.21%	0.05%	0.32%	2.76%
017	59,120	-391	-0.66%	42,761	72.33%	66.02%	21.24%	6.94%	1.41%	0.25%	0.06%	0.54%	3.55%
018	59,335	-176	-0.30%	45,159	76.11%	86.01%	7.17%	2.39%	0.62%	0.26%	0.04%	0.26%	3.24%
019	59,752	241	0.40%	44,754	74.9%	63.16%	24.22%	6.82%	1.59%	0.19%	0.08%	0.48%	3.46%
020	60,107	596	1.00%	45,725	76.07%	76.4%	7.96%	9.18%	2.03%	0.14%	0.04%	0.55%	3.7%
021	59,529	18	0.03%	44,931	75.48%	82.07%	4.23%	7.44%	1.87%	0.22%	0.05%	0.61%	3.51%
022	59,460	-51	-0.09%	45,815	77.05%	65.61%	13.32%	11.57%	4.04%	0.21%	0.03%	0.76%	4.47%
023	59,048	-463	-0.78%	44,254	74.95%	75.29%	5.48%	14.23%	1.12%	0.21%	0.05%	0.32%	3.3%
024	59,011	-500	-0.84%	41,814	70.86%	63.42%	6.04%	10.32%	16.41%	0.17%	0.05%	0.56%	3.03%
025	59,414	-97	-0.16%	42,520	71.57%	56.12%	5.08%	5.09%	30.56%	0.1%	0.03%	0.45%	2.56%
026	59,248	-263	-0.44%	44,081	74.4%	68.21%	3.18%	10.76%	14.26%	0.12%	0.04%	0.44%	2.99%
027	58,795	-716	-1.20%	46,004	78.24%	82.61%	3.07%	9.6%	0.83%	0.2%	0.04%	0.24%	3.4%
028	58,972	-539	-0.91%	44,444	75.36%	79.36%	3.15%	11.44%	2.16%	0.17%	0.03%	0.36%	3.33%
029	59,200	-311	-0.52%	43,131	72.86%	42.29%	12.55%	39.71%	3.02%	0.14%	0.06%	0.33%	1.91%
030	59,266	-245	-0.41%	45,414	76.63%	70.5%	7.19%	16.13%	2.96%	0.15%	0.02%	0.28%	2.77%
031	59,901	390	0.66%	43,120	71.99%	68.65%	6.79%	18.95%	2.35%	0.21%	0.03%	0.32%	2.69%
032	59,145	-366	-0.62%	45,942	77.68%	82.98%	7.21%	4.87%	1.25%	0.32%	0.05%	0.2%	3.12%
033	59,187	-324	-0.54%	46,498	78.56%	82.25%	10.57%	3.13%	1.16%	0.15%	0.01%	0.29%	2.43%
034	58,947	-564	-0.95%	44,933	76.23%	68.46%	15.79%	7.22%	4.33%	0.1%	0.03%	0.64%	3.43%
035	59,689	178	0.30%	48,436	81.15%	49.35%	28.44%	10.97%	5.74%	0.21%	0.04%	0.95%	4.31%
036	59,898	387	0.65%	45,316	75.66%	69.55%	14.06%	8.39%	3.59%	0.17%	0.05%	0.62%	3.58%
037	58,927	-584	-0.98%	46,057	78.16%	48.11%	22.87%	19.33%	5.39%	0.21%	0.05%	0.81%	3.23%
038	59,317	-194	-0.33%	44,839	75.59%	30.1%	51.13%	12.62%	1.87%	0.24%	0.05%	0.63%	3.36%

District	Population	Deviation	% Devn.	[18+_Pop]	[% 18+_Pop]	[% NH18+_Wht]	[% NH18+_Blk]	[% H18+_Pop]	[% NH18+_Asn]	[% NH18+_Ind]	[% NH18+_Hwn]	[% NH18+_Oth]	[% NH18+_2+ Races]
039	59,381	-130	-0.22%	44,436	74.83%	23.47%	52.5%	18.66%	1.77%	0.17%	0.03%	0.6%	2.79%
040	60,184	673	1.13%	45,134	74.99%	62.93%	24.46%	6.74%	1.19%	0.28%	0.04%	0.64%	3.72%
041	60,122	611	1.03%	45,271	75.3%	27.62%	36.96%	28.55%	3.13%	0.22%	0.05%	0.84%	2.62%
042	59,017	-494	-0.83%	46,520	78.82%	42.88%	28.47%	18.3%	5.67%	0.22%	0.03%	0.79%	3.63%
043	59,626	115	0.19%	48,172	80.79%	44.01%	27.45%	11.91%	8.1%	0.22%	0.05%	2.54%	5.72%
044	60,002	491	0.83%	46,773	77.95%	67.69%	10.5%	10.53%	5.78%	0.2%	0.02%	1.06%	4.23%
045	59,738	227	0.38%	44,023	73.69%	74.94%	4.27%	4.85%	12.05%	0.05%	0.02%	0.59%	3.23%
046	59,108	-403	-0.68%	44,132	74.66%	74.81%	6.79%	7.38%	6.72%	0.13%	0.04%	0.61%	3.53%
047	59,126	-385	-0.65%	43,932	74.3%	63.89%	9.3%	7.37%	15.16%	0.17%	0.03%	0.62%	3.46%
048	59,003	-508	-0.85%	44,779	75.89%	61.77%	10.14%	12.41%	11.59%	0.08%	0.04%	0.56%	3.42%
049	59,153	-358	-0.60%	45,263	76.52%	71.48%	7.22%	6.7%	10.74%	0.1%	0.03%	0.63%	3.12%
050	59,523	12	0.02%	43,940	73.82%	44.37%	10.8%	6.36%	34.63%	0.07%	0.05%	0.58%	3.13%
051	58,952	-559	-0.94%	47,262	80.17%	54.33%	21.3%	13.31%	5.93%	0.18%	0.05%	1.01%	3.89%
052	59,811	300	0.50%	48,525	81.13%	55.14%	14.19%	7.41%	19.12%	0.14%	0.07%	0.68%	3.24%
053	59,953	442	0.74%	46,944	78.3%	71.2%	12.71%	7.44%	4.58%	0.09%	0.02%	0.54%	3.41%
054	60,083	572	0.96%	50,338	83.78%	62.98%	13.67%	12.79%	6.86%	0.13%	0.03%	0.53%	3.02%
055	59,115	-396	-0.67%	48,584	82.19%	34.86%	53.88%	4.8%	2.99%	0.19%	0.03%	0.39%	2.87%
056	59,783	272	0.46%	53,358	89.25%	34.24%	46.72%	5.63%	9.05%	0.19%	0.09%	0.43%	3.66%
057	58,961	-550	-0.92%	51,824	87.9%	62.79%	16.07%	7.89%	8.91%	0.08%	0.03%	0.55%	3.68%
058	58,788	-723	-1.21%	50,073	85.18%	32.37%	55.14%	5.51%	3.17%	0.14%	0.01%	0.54%	3.12%
059	59,434	-77	-0.13%	49,179	82.75%	22.04%	66.72%	4.43%	2.9%	0.17%	0.02%	0.54%	3.18%
060	59,560	49	0.08%	46,156	77.49%	37.33%	50.32%	5.82%	3.04%	0.16%	0.07%	0.41%	2.86%
061	59,161	-350	-0.59%	47,510	80.31%	32.22%	53.14%	4.6%	6.17%	0.15%	0.02%	0.62%	3.08%
062	59,450	-61	-0.10%	46,426	78.09%	19.07%	69.19%	6.83%	1.3%	0.21%	0.05%	0.47%	2.88%
063	59,381	-130	-0.22%	45,043	75.85%	19.22%	66.7%	9.26%	1.54%	0.21%	0.04%	0.47%	2.56%
064	59,608	97	0.16%	44,900	75.33%	36.54%	49.55%	7.88%	1.93%	0.18%	0.04%	0.63%	3.24%
065	59,129	-382	-0.64%	44,495	75.25%	24.25%	68.34%	3.19%	0.77%	0.16%	0.03%	0.49%	2.77%
066	60,306	795	1.34%	45,228	75%	31.2%	51.39%	11.86%	1.45%	0.29%	0.1%	0.56%	3.15%
067	59,135	-376	-0.63%	44,299	74.91%	30.86%	56.59%	7.75%	1.39%	0.19%	0.03%	0.49%	2.7%
068	59,477	-34	-0.06%	44,835	75.38%	33.94%	53.42%	6.33%	2.77%	0.14%	0.05%	0.63%	2.72%
069	58,682	-829	-1.39%	45,548	77.62%	26.89%	60.9%	5.42%	3.12%	0.18%	0.04%	0.78%	2.68%
070	59,121	-390	-0.66%	45,249	76.54%	59.69%	26.23%	7.96%	2.23%	0.22%	0.06%	0.4%	3.22%
071	59,538	27	0.05%	44,582	74.88%	69.8%	18.45%	6.18%	1.01%	0.24%	0.02%	0.42%	3.88%
072	59,660	149	0.25%	46,229	77.49%	69.24%	19.51%	6.94%	0.93%	0.19%	0.02%	0.23%	2.94%
073	60,036	525	0.88%	45,736	76.18%	72.58%	10.84%	7.05%	5.58%	0.14%	0.03%	0.4%	3.38%
074	59,120	-391	-0.66%	44,044	74.5%	23.69%	62.81%	7.84%	2%	0.19%	0.02%	0.62%	2.83%
075	59,743	232	0.39%	43,850	73.4%	11.27%	71.04%	11.28%	2.93%	0.18%	0.07%	0.66%	2.57%
076	59,759	248	0.42%	44,371	74.25%	10.51%	64.4%	13.23%	8.69%	0.21%	0.05%	0.51%	2.41%
077	59,242	-269	-0.45%	44,207	74.62%	7.58%	73.27%	12.2%	4.36%	0.23%	0.06%	0.41%	1.9%
078	59,734	223	0.37%	45,718	76.54%	24.39%	56.04%	9.25%	6.65%	0.22%	0.05%	0.63%	2.78%
079	59,500	-11	-0.02%	43,223	72.64%	7.15%	68.44%	16.03%	5.51%	0.2%	0.01%	0.56%	2.09%
080	59,461	-50	-0.08%	44,784	75.32%	47.63%	12.45%	23.12%	13.33%	0.07%	0.04%	0.56%	2.79%
081	58,919	-592	-0.99%	43,235	73.38%	65.85%	23.62%	4.81%	1.63%	0.19%	0.02%	0.44%	3.43%

Population Summary

District	Population	Deviation	% Devn.	[18+_Pop]	[% 18+_Pop]	[% NH18+_Wht]	[% NH18+_Blk]	[% H18+_Pop]	[% NH18+_Asn]	[% NH18+_Ind]	[% NH18+_Hwn]	[% NH18+_Oth]	[% NH18+_2+ Races]
082	59,789	278	0.47%	46,252	77.36%	65.28%	24.3%	4.88%	1.86%	0.24%	0.02%	0.38%	3.04%
083	59,416	-95	-0.16%	46,581	78.4%	47.9%	13.51%	28.47%	6.91%	0.1%	0.02%	0.55%	2.55%
084	58,801	-710	-1.19%	46,355	78.83%	34.7%	53.33%	4.11%	3.79%	0.16%	0.03%	0.53%	3.36%
085	59,591	80	0.13%	46,239	77.59%	27.96%	49.14%	6.34%	12.44%	0.23%	0.02%	0.58%	3.3%
086	59,153	-358	-0.60%	45,107	76.25%	29.04%	52.17%	4.95%	9.96%	0.13%	0.02%	0.69%	3.05%
087	59,684	173	0.29%	46,046	77.15%	27.17%	51.12%	9.58%	8.34%	0.21%	0.02%	0.58%	2.98%
088	59,689	178	0.30%	46,073	77.19%	18.3%	60.15%	9.97%	7.64%	0.22%	0.07%	0.64%	3.01%
089	60,231	720	1.21%	48,361	80.29%	33.49%	54.66%	3.53%	4.52%	0.16%	0.04%	0.43%	3.17%
090	59,856	345	0.58%	48,477	80.99%	40.37%	48.88%	4.6%	2.33%	0.1%	0.03%	0.5%	3.19%
091	59,976	465	0.78%	46,174	76.99%	19.71%	71.99%	3.58%	1.02%	0.12%	0.02%	0.56%	3%
092	60,150	639	1.07%	45,550	75.73%	22.75%	64.96%	6.81%	1.82%	0.19%	0.1%	0.46%	2.9%
093	60,290	779	1.31%	45,092	74.79%	21.7%	61.57%	10.8%	2.09%	0.16%	0.02%	0.71%	2.96%
094	60,192	681	1.14%	45,155	75.02%	24.61%	54.61%	7.57%	9.41%	0.15%	0.01%	0.58%	3.06%
095	58,992	-519	-0.87%	43,421	73.6%	19.24%	62.89%	9.92%	3.73%	0.2%	0.04%	0.65%	3.33%
096	59,515	4	0.01%	44,671	75.06%	20.32%	20.75%	36.03%	19.7%	0.11%	0.04%	0.6%	2.44%
097	59,072	-439	-0.74%	46,339	78.44%	36.44%	24.16%	19.23%	16.07%	0.19%	0.05%	0.6%	3.25%
098	59,998	487	0.82%	42,734	71.23%	11.66%	20.91%	52.77%	12.28%	0.12%	0.05%	0.51%	1.71%
099	59,850	339	0.57%	45,004	75.19%	42.1%	13.07%	8.67%	32.63%	0.13%	0.04%	0.48%	2.89%
100	60,030	519	0.87%	42,669	71.08%	59.05%	8.86%	9.98%	18.41%	0.19%	0.06%	0.43%	3.02%
101	59,240	-271	-0.46%	47,353	79.93%	48.51%	18.97%	19.68%	8.93%	0.17%	0.02%	0.55%	3.17%
102	60,038	527	0.89%	44,409	73.97%	30.36%	37.41%	21.19%	7.41%	0.14%	0.04%	0.57%	2.88%
103	60,197	686	1.15%	44,399	73.76%	52.42%	15.01%	16.89%	12.19%	0.12%	0.03%	0.5%	2.83%
104	59,362	-149	-0.25%	43,306	72.95%	62.96%	15.44%	11.14%	6.38%	0.18%	0.05%	0.51%	3.34%
105	59,395	-116	-0.19%	43,980	74.05%	46.43%	21.38%	15.54%	12.96%	0.11%	0.01%	0.48%	3.09%
106	59,981	470	0.79%	44,518	74.22%	30.02%	24.78%	25.03%	17.13%	0.17%	0.05%	0.47%	2.34%
107	60,033	522	0.88%	46,162	76.89%	33.37%	22.36%	21.49%	19.1%	0.19%	0.06%	0.57%	2.87%
108	58,942	-569	-0.96%	44,123	74.86%	45.89%	15.57%	17.67%	17.37%	0.19%	0.03%	0.52%	2.76%
109	59,697	186	0.31%	44,206	74.05%	13.9%	29.9%	38.91%	14.15%	0.14%	0.03%	0.58%	2.38%
110	60,278	767	1.29%	43,324	71.87%	38.06%	40.83%	11.61%	5.08%	0.18%	0.04%	0.75%	3.45%
111	59,900	389	0.65%	43,967	73.4%	62.71%	21.95%	8.77%	2.57%	0.2%	0.04%	0.56%	3.2%
112	60,167	656	1.10%	45,446	75.53%	67.09%	22.9%	4.82%	1.51%	0.23%	0.04%	0.58%	2.83%
113	59,413	-98	-0.16%	44,248	74.48%	30%	58.32%	6.3%	1.06%	0.2%	0.12%	0.73%	3.27%
114	59,401	-110	-0.18%	45,971	77.39%	69.54%	23.15%	3.32%	0.83%	0.16%	0%	0.33%	2.66%
115	59,381	-130	-0.22%	46,468	78.25%	17.95%	72.19%	4.04%	1.81%	0.17%	0.01%	0.79%	3.04%
116	59,777	266	0.45%	45,550	76.2%	17.77%	70.91%	4.98%	2.87%	0.2%	0.07%	0.49%	2.71%
117	59,533	22	0.04%	43,634	73.29%	26.63%	59.48%	7.76%	2.09%	0.16%	0.08%	0.65%	3.14%
118	59,901	390	0.66%	46,298	77.29%	64.34%	28%	3.5%	0.52%	0.16%	0.04%	0.47%	2.97%
119	58,947	-564	-0.95%	44,005	74.65%	69.8%	12.31%	10.44%	3.75%	0.17%	0.02%	0.43%	3.08%
120	58,982	-529	-0.89%	46,767	79.29%	71.94%	13.21%	7.09%	4.18%	0.16%	0.05%	0.44%	2.91%
121	59,127	-384	-0.65%	46,598	78.81%	76.13%	8.6%	5.57%	5.84%	0.1%	0%	0.46%	3.3%
122	59,632	121	0.20%	48,840	81.9%	54.8%	27.13%	11.7%	2.41%	0.32%	0.06%	0.79%	2.79%
123	59,282	-229	-0.38%	46,572	78.56%	68.06%	23.42%	4.31%	1.06%	0.19%	0.02%	0.2%	2.75%
124	59,221	-290	-0.49%	47,638	80.44%	65.01%	24.61%	6.17%	1.08%	0.19%	0.02%	0.31%	2.61%

District	Population	Deviation	% Devn.	[18+_Pop]	[% 18+_Pop]	[% NH18+_Wht]	[% NH18+_Blk]	[% H18+_Pop]	[% NH18+_Asn]	[% NH18+_Ind]	[% NH18+_Hwn]	[% NH18+_Oth]	[% NH18+_2+ Races]
125	60,137	626	1.05%	43,812	72.85%	63.03%	21.43%	7.66%	2.6%	0.31%	0.16%	0.39%	4.41%
126	59,260	-251	-0.42%	45,497	76.78%	39.97%	52.63%	3.17%	0.89%	0.29%	0.16%	0.29%	2.62%
127	58,678	-833	-1.40%	45,889	78.2%	68.13%	16.88%	4.77%	5.68%	0.19%	0.16%	0.43%	3.77%
128	58,864	-647	-1.09%	46,488	78.98%	46.49%	49.38%	1.7%	0.35%	0.19%	0.01%	0.17%	1.71%
129	58,829	-682	-1.15%	46,873	79.68%	37.16%	52.33%	4.26%	2.4%	0.19%	0.15%	0.41%	3.1%
130	59,203	-308	-0.52%	44,019	74.35%	33.74%	57.69%	3.86%	0.97%	0.26%	0.19%	0.34%	2.95%
131	58,890	-621	-1.04%	42,968	72.96%	68.16%	15.87%	5.87%	5.21%	0.21%	0.1%	0.55%	4.03%
132	59,142	-369	-0.62%	46,752	79.05%	35.63%	49.82%	7.8%	2.74%	0.27%	0.16%	0.3%	3.28%
133	58,893	-618	-1.04%	46,821	79.5%	60.99%	30.75%	5.69%	0.57%	0.19%	0.04%	0.14%	1.63%
134	59,575	64	0.11%	47,005	78.9%	66.82%	26.71%	2.61%	0.64%	0.26%	0.01%	0.25%	2.69%
135	59,870	359	0.60%	45,706	76.34%	71.1%	22.27%	2.71%	0.72%	0.18%	0.02%	0.28%	2.73%
136	59,298	-213	-0.36%	45,367	76.51%	63.9%	27.76%	3.64%	1.55%	0.26%	0.04%	0.29%	2.55%
137	59,551	40	0.07%	45,358	76.17%	40.82%	50.02%	4.48%	1.73%	0.12%	0.12%	0.26%	2.44%
138	58,912	-599	-1.01%	45,684	77.55%	72.34%	18.26%	3.31%	2.43%	0.26%	0.07%	0.35%	2.97%
139	59,010	-501	-0.84%	45,522	77.14%	66.19%	18.56%	6.36%	3.89%	0.25%	0.24%	0.46%	4.04%
140	59,294	-217	-0.36%	44,411	74.9%	31.7%	54.74%	8.02%	1.17%	0.24%	0.2%	0.49%	3.43%
141	59,019	-492	-0.83%	44,677	75.7%	31.77%	54.65%	6.55%	2.69%	0.27%	0.3%	0.38%	3.38%
142	59,312	-199	-0.33%	45,355	76.47%	42.49%	49.18%	3.27%	1.96%	0.17%	0.04%	0.31%	2.58%
143	59,432	-79	-0.13%	45,411	76.41%	39.97%	48.04%	7.06%	1.21%	0.24%	0.05%	0.29%	3.14%
144	59,307	-204	-0.34%	46,029	77.61%	71.86%	20.19%	3.3%	1.78%	0.2%	0.01%	0.23%	2.42%
145	58,805	-706	-1.19%	45,090	76.68%	42.51%	49.08%	4.1%	1.85%	0.17%	0.01%	0.34%	1.94%
146	60,203	692	1.16%	44,589	74.06%	61.84%	26.08%	4.73%	2.98%	0.18%	0.09%	0.39%	3.71%
147	60,375	864	1.45%	46,125	76.4%	56.94%	27.25%	6.83%	4.77%	0.25%	0.07%	0.41%	3.49%
148	59,984	473	0.79%	46,614	77.71%	60.45%	33.11%	3.08%	0.87%	0.14%	0.04%	0.21%	2.1%
149	59,715	204	0.34%	47,261	79.14%	45.49%	48.75%	2.13%	1.1%	0.16%	0.04%	0.35%	1.97%
150	59,276	-235	-0.39%	47,050	79.37%	38.31%	52.5%	6.13%	1.18%	0.16%	0.03%	0.15%	1.54%
151	60,059	548	0.92%	46,973	78.21%	47.2%	40.96%	7.28%	1.43%	0.18%	0.18%	0.19%	2.58%
152	60,134	623	1.05%	46,026	76.54%	67.94%	25.26%	2.34%	1.52%	0.24%	0.04%	0.19%	2.46%
153	59,299	-212	-0.36%	45,692	77.05%	27.66%	66.38%	2.55%	1%	0.16%	0.03%	0.23%	2.01%
154	59,994	483	0.81%	47,273	78.8%	42.24%	53.68%	1.67%	0.36%	0.19%	0%	0.16%	1.7%
155	58,759	-752	-1.26%	45,208	76.94%	59.77%	34.6%	2.22%	0.95%	0.16%	0.04%	0.21%	2.05%
156	59,444	-67	-0.11%	45,867	77.16%	60.92%	29.32%	6.88%	0.62%	0.16%	0.01%	0.15%	1.93%
157	59,957	446	0.75%	45,311	75.57%	64.48%	23.7%	8.96%	0.57%	0.17%	0.04%	0.16%	1.93%
158	59,440	-71	-0.12%	45,549	76.63%	62.21%	30.2%	4.52%	0.71%	0.21%	0.03%	0.18%	1.93%
159	59,895	384	0.65%	44,871	74.92%	69.39%	23.44%	2.87%	0.57%	0.31%	0.04%	0.26%	3.12%
160	59,935	424	0.71%	48,057	80.18%	68.48%	21.07%	5.04%	1.64%	0.24%	0.09%	0.27%	3.17%
161	60,097	586	0.98%	44,371	73.83%	60.16%	25.26%	6.82%	3.16%	0.25%	0.09%	0.48%	3.77%
162	60,308	797	1.34%	46,733	77.49%	40.62%	41.13%	9.58%	4.16%	0.22%	0.24%	0.44%	3.61%
163	60,123	612	1.03%	48,461	80.6%	41.92%	43.78%	7.38%	3.6%	0.2%	0.1%	0.33%	2.68%
164	60,101	590	0.99%	45,851	76.29%	60.61%	21.43%	8.49%	4.37%	0.26%	0.12%	0.6%	4.12%
165	59,978	467	0.78%	48,247	80.44%	39.18%	48.49%	5.33%	3.68%	0.25%	0.14%	0.35%	2.57%
166	60,242	731	1.23%	47,580	78.98%	84.71%	4.96%	4.07%	2.69%	0.18%	0.05%	0.36%	2.97%
167	59,493	-18	-0.03%	44,140	74.19%	65.96%	20.55%	7.41%	1.48%	0.39%	0.18%	0.39%	3.66%

Population Summary

House-2023

District	Population	Deviation	% Devn.	[18+_Pop]	[% 18+_Pop]	[% NH18+_Wht]	[% NH18+_Blk]	[% H18+_Pop]	[% NH18+_Asn]	[% NH18+_Ind]	[% NH18+_Hwn]	[% NH18+_Oth]	[% NH18+_2+ Races]
168	60,147	636	1.07%	44,867	74.6%	39.29%	42.28%	10.3%	2.32%	0.33%	0.65%	0.38%	4.46%
169	59,138	-373	-0.63%	45,267	76.54%	60.95%	28.12%	7.66%	0.88%	0.14%	0.03%	0.16%	2.06%
170	60,116	605	1.02%	45,316	75.38%	64.17%	23.21%	8.65%	1.19%	0.12%	0.02%	0.25%	2.38%
171	59,237	-274	-0.46%	45,969	77.6%	53.85%	38.58%	4.63%	0.56%	0.24%	0.02%	0.17%	1.95%
172	59,961	450	0.76%	44,756	74.64%	61.03%	22.46%	13.42%	0.78%	0.23%	0.03%	0.19%	1.87%
173	59,743	232	0.39%	45,292	75.81%	55.68%	35.18%	5.35%	0.84%	0.37%	0.02%	0.26%	2.31%
174	59,852	341	0.57%	45,760	76.46%	72.25%	16.08%	7.96%	0.52%	0.38%	0.03%	0.15%	2.64%
175	59,993	482	0.81%	44,704	74.52%	66.49%	23.13%	5.03%	1.85%	0.28%	0.06%	0.3%	2.86%
176	59,470	-41	-0.07%	44,991	75.65%	66.15%	21.61%	8.24%	0.96%	0.25%	0.1%	0.19%	2.49%
177	59,992	481	0.81%	46,014	76.7%	37.12%	51.68%	6.12%	1.36%	0.24%	0.08%	0.36%	3.04%
178	59,877	366	0.62%	45,638	76.22%	77.79%	13.99%	5.14%	0.54%	0.2%	0.01%	0.23%	2.09%
179	59,356	-155	-0.26%	47,156	79.45%	63.69%	25.74%	6.38%	1.07%	0.15%	0.11%	0.34%	2.51%
180	59,412	-99	-0.17%	45,362	76.35%	71.17%	16.63%	5.62%	1.67%	0.31%	0.11%	0.47%	4.02%

Total: 10,711,908

Ideal District: 59,511

Summary Statistics:

Population Range:	58,678 to 60,375
Ratio Range:	0.03
Absolute Range:	-833 to 864
Absolute Overall Range:	1,697
Relative Range:	-1.40% to 1.45%
Relative Overall Range:	2.85%
Absolute Mean Deviation:	372.39
Relative Mean Deviation:	0.63%
Standard Deviation:	433.63